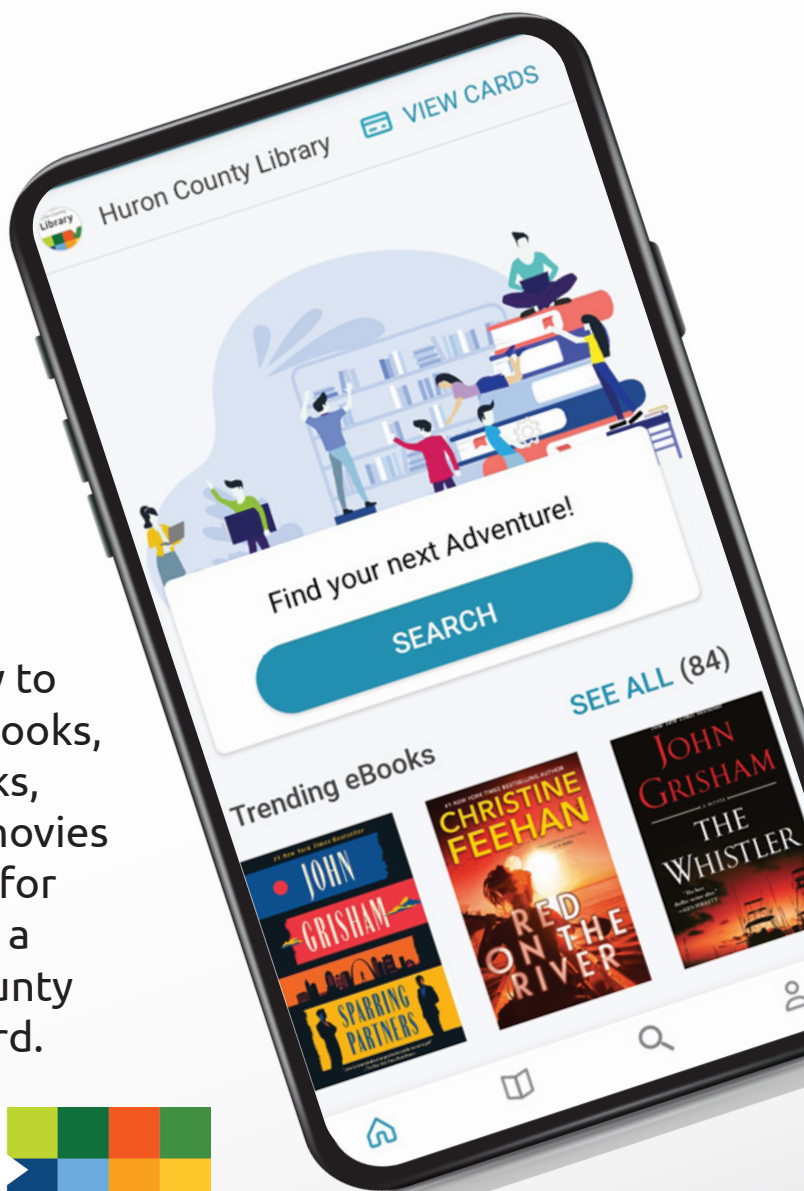


Online Resources



Learn how to access e-books, audiobooks, courses, movies and more for FREE with a Huron County Library card.

Get started

The Huron County Library offers a wide variety of online resources that provide great sources of entertainment, research, and life-long learning. Not only are they available 24/7, they are **FREE** to all Huron County Library card holders!

With the library's online resources, patrons can:

- Download e-books
- Read digital magazines
- Listen to audiobooks
- Stream movies
- Learn a new language
- Take an online course
- and so much more!

For those new to using these resources, the library has put together this guide to help patrons comfortably navigate how to get started. All resources can be found on the library's website:

www.HuronCountyLibrary.ca/Online-Resources

To start, you will need:

Library card number: _____

PIN: _____

Speak with branch staff if you need help remembering your PIN.

Don't have a Library Card?

Visit any Huron County Library Branch to get signed up today!
Membership is free of charge to any resident of Huron County.



Registering with the online catalogue

Bibliocommons is the library's online catalogue where you can browse our collection, manage your library account, and place holds on items for pick-up at your local library branch. After registering for a library card, first time users of the library catalogue will need to register their library membership to use this online resource.

Access at home:

- Visit: www.HuronCountyLibrary.ca
- Click "Catalogue" in the main menu
- Select "Log In/My HCL" and then select "Log In/Register"
- Enter your 14-digit library card number in the "Username or Barcode" box
- Enter your PIN in the "Password" box
- Select "Log In"
- Follow the prompts to set up your account by selecting "Continue to Account Setup"
- Under 'Verify Your Information', confirm your name, email (optional), and add a month and year of birth* and select "Continue"
- Create a username and click "I accept the following terms" to accept the Terms and Conditions
- Select "Complete Account Setup"
- Select "Continue to My Account"
- You have now registered your online library account. Enjoy!

**Month and year of birth are required if over the age of 13 to create a username of your choice, and to have full access to all social components (ratings, reviews, commenting) of BiblioCommons.*

To search the online catalogue:

- Visit: www.HuronCountyLibrary.ca
- Click “Catalogue” in the main menu
- Find items by using the search bar and select a category in the drop-down menu next to “Search by” or select “Explore”

To place holds on titles:

- Select “Log In/My HCL” and then select “Log In/Register”
- Enter your 14-digit library card number or your Username under “Username or Barcode”
- Enter your PIN under “Password” and select “Log In”
- Search for an item you would like to borrow
- Select “Place Hold”.
- Choose your desired Pickup Location; if the branch you use most often is already selected, you can keep it as a default location by selecting “Enable Single-Click Holds”. Please note that if you have not enabled Single-Click Holds, you will need to click on “Place Hold” a second time to ensure your hold is placed.

Did you know?

Patrons can pick up their books after hours at two holds pick-up lockers at the Bayfield and Goderich Branches. Select either locker when choosing your pickup location.



Ancestry Library Edition

****Access to Ancestry Library Edition is only available in library branches.**

This resource delivers billions of records on census data, marriage certificates, death certificates, directories, and more. Ever wanted to discover your family history, Ancestry Library Edition will help in your genealogical research!

Access from a computer:

- Go to www.huroncountylibrary.ca
- From the menu, select “Collections” and then select “Online Resources”
- Click on the Ancestry Library Edition icon
- Begin your family history journey!

Did you know?

The Huron County Library’s Special Collections are also available to assist with local history and genealogical research.





Canadian Reference Centre

Canadian Reference Centre has thousands of full-text magazines, newspapers, reference materials, and biographies available to aid in your research needs. For students of every age; geared to high school and beyond.

Access on a computer/mobile device:

- Visit: www.HuronCountyLibrary.ca
- Click "Collections" in the main menu and then select "Online Resources"
- Click on the Canadian Reference Centre icon.
- When logging in from HOME, enter your 14-digit library card number when prompted. If using in a library branch, no login is needed, simply start your search.
- Search for a specific publication ("journal") or topic by using the search bar in the center of the page.

To save search results/articles:

- Creating an EBSCO account will allow you to save search results and articles of your choice for future reference and send them in an email.
- To create an EBSCO account, select the "MyEBSCO" button at the top right-hand corner of the main search page of Canadian Reference Centre when you've successfully logged into the resource, and follow the prompts.



CBC Corner

Enjoy free access to content from the CBC! From local news, to podcasts, to music, and so much more!

Access on a computer/mobile device:

- Visit: www.HuronCountyLibrary.ca
- Click "Collections" and then select "Online Resources"
- Select the CBC Corner icon and enjoy the free content from this resource!



cloudLibrary™

cloudLibrary

Read e-books and listen to audiobooks with cloudLibrary! cloudLibrary is available as a mobile app compatible with most devices and on your computer. Patrons can check out up to 15 items at a time.

Access from a mobile device (iOS/Android):

- Find and install the app through your device's app store.
- Open the app. Select your language. Select your location (Ontario) and library (Huron County Library). Accept the Terms of Use.
- Enter your 14-digit library card number and PIN. Select "Login".
- Select "Search" to find books or browse the collection.
- To borrow a book, select the cover of the book, select "Borrow" and then "Read".
- To place a hold on a book, select the cover of the book, and then select "Hold".

Access on a computer:

- Visit the library's website at huroncountylibrary.ca
- Select "Collections" and then select "Online Resources".
- Select the cloudLibrary icon.
- Select the "Login" button.
- Login using your 14-digit library card number and PIN.
- Select "Accept", to accept the Terms of Use.
- Browse the Huron County Library's collection.

*Note: When logging out of your account, bookmarks will be erased.
Download an e-book for offline reading to solve this problem.*

To Download for Offline Reading (transferring to an eReader):

You will need Adobe Digital Editions to download an ebook for offline reading on a computer or to transfer an ebook to an eReader. You will also need to have an Adobe ID to authorize your computer and eReader.

How to install Adobe Digital Editions:

- Visit www.adobe.com/ca/solutions/ebook/digital-editions/download.html
- Choose your operating system (Windows/MAC), and select the link for that version.
- Follow the prompts to install on your computer.
- Once installed, Adobe Digital Editions should open automatically.
- Now it's time to authorize your computer and eReader.

To authorize your computer:

- In Adobe Digital Editions, select the "Help" link.
- Choose "Authorize Computer".
- Enter your Adobe ID and password. These will be an email address and password you created with Adobe.
- Select the "Authorize" button.
- Your computer should now be authorized.

To authorize your eReader:

- Plug your eReader into your computer and open Adobe Digital Editions.
- You should see your eReader on the left-hand side of the Adobe Digital Editions window.
- Select once on your eReader to select it.
- Select the cog icon next to your eReader's name.
- From this drop down menu, choose "Authorize Device", and follow the steps you took to authorize your computer.

If you don't have an Adobe ID:

- After downloading Adobe Digital Editions choose "Create Adobe ID" next to the "Vendor" drop down Menu. You'll be taken to the Adobe website to create an Adobe Account (aka Adobe ID).
- On the Adobe website, follow the prompts to create an account.
- Once you've created your account, go back to Adobe Digital Editions and follow the steps outlined previously to authorize your computer and eReader.

To transfer the ebook to your eReader:

- Plug in your eReader to your computer and open Adobe Digital Editions.
- Once connected you will see the name of your eReader on the left side of the Adobe Digital Editions Window.
- To transfer, click on the cover image of the ebook you want and drag it over to your eReader name. Release when you see a green plus sign in the top left-hand corner of the cover image.
- This will transfer the ebook to your eReader.
- Once the transfer is complete, eject your eReader from your computer.

For cloudLibrary help, visit:
www.yourcloudlibrary.com/common-issues



Creativebug

Enjoy learning a new-to-you, or a favourite art or craft with Creativebug! For access to your Creativebug classes across devices (computer to mobile), be sure to create your account by signing in on a computer first!

Access on a computer:

- Go to www.huroncountylibrary.ca
- Select “Collections” and then select “Online Resources”.
- Select the Creativebug icon.
- Enter your 14-digit library card number when prompted.
- Create a Creativebug account by entering your name, email address and a password of your choice.
- Search a topic of interest to find a class to view.

Access on a mobile device (Android/iOS):

- Find and install the Creativebug app through your device’s app store.
- Enter the email address and password you created when you first accessed Creativebug on a computer.
- Now you can start searching for and watching classes of interest!

Did you know?

The Huron County Library offers a wide variety of programs to help you explore your creativity. If you are looking to create in person, see what’s on at a branch near you.



Gale Courses

Gale Courses offer web-based, instructor-led courses for free with a Huron County Library card. With over 350 courses to explore, topics range from personal finance, to personal writing, computer software and so much more! Six-week personal and professional courses are led by expert instructors with new courses beginning every month.

How to access:

- Go to www.huroncountylibrary.ca
- Select “Collections” and then select “Online Resources”.
- Select the Gale Courses icon.
- Browse for courses by topic or search for courses using the search bar.
- To enroll in a course, select “Enroll Now”.
- Select a start date.
- Enter an email address to create a new account and provide the required information.
- Confirm your enrolment.

To complete course work:

- Navigate to the Gale Courses page from the library website.
- Select “Sign in” and enter email address and password.
- Select “Enter Course”.
- Select “Lessons” to view available lessons.

***Note:** If you have replaced your library card, the change in card number will not affect your enrollment in a current course. When you enroll in a new course, enter your new card number.*





Global Road Warrior

Global Road Warrior provides answers to any travel and country questions you may have when planning a trip. This database also provides information about holidays and festivals, society and culture, travel essentials, and lots of beneficial knowledge for travelers.

Access on a computer:

- Go to www.huroncountylibrary.ca
- Select "Collections" and then "Online Resources".
- Select the Global Road Warrior icon.
- Select "Sign In"
- Enter your 14-digit library card number and select "Log In".



hoopla Digital

hoopla Digital provides access to ebooks, audiobooks, music, movies, television shows, and comics. Huron County Library users are able to borrow 5 items each month.

Access on a computer:

- Go to www.huroncountylibrary.ca
- Select "Collections" and then select "Online Resources".
- Select the hoopla icon.
- Select the "Get Started" button.
- Enter an email address and password. Select "Agree".

Access on a mobile device (Android/iOS):

- Find the hoopla app in your device app store and install.
- Select "Sign Up" then search for Huron County Library under "Find Your Library".
- Select "Next" then enter your HCL card number and PIN.
- Consent to allow hoopla to verify your information with your local library then select "Next".
- Set up your account by entering email address and creating a password.
- Select "Sign Up!" and you are ready to go!

Notes:

- *A downloaded item is only accessible while you are signed into the app.*
- *To access your items without using cellular data, be sure to download your items via a wireless network, and then put your device into airplane mode.*

For more troubleshooting tips, visit:
www.hoopladigital.com/help



Kanopy

Enjoy critically-acclaimed movies, inspiring documentaries, award-winning foreign films and more! With over 30,000 titles to choose from, there is something for everyone, including Kanopy Kids.

Access on a computer:

- Go to www.huroncountylibrary.ca
- Select “Collections” and then select “Online Resources”.
- Select the Kanopy icon.
- Select “Add Library Card” to create a Kanopy account.
- Follow the steps by entering your library card number and your PIN. Select “Continue”
- When prompted add your email address and a password to complete your Kanopy account.
- You will receive an email from Kanopy to verify that your email address is valid.
- After verifying your email address, you’re ready to start watching!

Access on a mobile device (Android/iOS)

- Install the Kanopy app from your device’s app store.
- Select “Get Started”.
- Select “Find Library”. Deny the Kanopy app to access your device’s location.
- Type in Huron County Public Library. Choose Huron County Public Library from the list provided.
- Add in your library card number and PIN.
- Add your email address and create a password.
- You will receive an email from Kanopy to verify that your email address is valid.
- After verifying your email address, you’re ready to start watching!

Enjoy Kanopy on your TV:

Kanopy is compatible with some mobile and TV apps. To find out which ones, visit: help.kanopy.com/hc/en-us/sections/207299708-Mobile-TV-Apps



For troubleshooting hints and tips, visit:

help.kanopy.com/hc/en-us/categories/200923998-For-Viewers



Mango Languages

Mango Languages has over 70 different languages to learn, including Dutch, Norwegian, Serbian, and Pirate.

Access on a computer:

- Go to www.huroncountylibrary.ca
- Select “Collections” and then select “Online Resources”.
- Select the Mango Languages icon.
- New users can create an account to keep their progress in their lessons or use the resource as a guest.
- If using the resource as a guest, you will be prompted to enter your library card number.
- To create an account, select the “Sign Up” button, enter a valid email address, your library card number and a password.

Access on a mobile device:

- Install the Mango Languages app from your device’s app store.
- Open the app and select “Log In”. Enter email and password.

Niche Academy

Niche Academy provides handy tutorials on a variety of online resources from the Huron County Library.

Access on a computer/mobile device:

- Go to www.huroncountylibrary.ca
- Go to “Collections” and select “Online Resources”.
- Select the Niche Academy icon.
- A list of the tutorials will expand on your screen. Select on the tutorial you’d like to watch.



PebbleGo

PebbleGo provides younger students access to information about Animals, Science, Social Studies, and Health in wonderfully interactive articles using fun facts, games, videos, and activities.

Access on a computer/mobile device:

- Go to www.huroncountylibrary.ca
- Select “Collections” and then select “Online Resources”.
- Select the PebbleGo icon.
- When using PebbleGo from home, you will be prompted for a username and password that is a standard log-in set up by the library. Please speak with local branch staff who will provide you with log-in details.
- Once logged in, select which module you want to explore. Each subject is further broken down into smaller topics, so keep exploring each subject until you find what you’re looking for.

PressReader

PressReader provides access to over 7,000 magazine and newspaper publications from around the world!

Access on a computer:

- Go to www.huroncountylibrary.ca
- Select "Collections" and then select "Online Resources".
- Select the PressReader icon.
- Select the "Sign in" button.
- Select the "Library or Group" button and type Huron County Library in the search box (next to the icon of the magnifying glass) in the pop-up that appears
- Click "Huron County Library" and enter your 14-digit library card number and PIN. Be sure to check the box giving PressReader the permission to verify your library card number with us.
- Now you can start reading a magazine/newspaper of your choice!

Access on a mobile device (Android/iOS):

- Find and install the PressReader app through your device's app store.
- Open the app and tap "Sign in" on the bottom of the screen
- Tap the drop down menu "Select Library or Group" and search for Huron County Library.
- Tap the words "Huron County Library" when they appear.
- Enter your library card number and PIN
- Now you can start browsing and reading the publications of your choice!



Tumblebooks

TumbleBooks Library is a resource for school-aged children, K-Grade 6 and consists of animated talking picture books, chapter books, videos, non-fiction books, playlists, books in other languages, graphic novels.

Access on a computer/mobile device:

- Go to www.huroncountylibrary.ca
- Select "Collections" and then select "Online Resources".
- Select the TumbleBooks icon.
- Enter your 14-digit library card number when prompted.
- Enjoy Tumblebook's storybooks, games, and puzzles!

Notes...



Use this page to jot down any tips you want to remember or questions you might have as you are using any of these resources. Remember, too, that branch staff are available to help!



Huron County
Library



www.HuronCountyLibrary.ca

  @HuronCountyLibrary